















Special Signals—continued

MISCELLANEOUS.

Go on		Send if you have sent MQ or received KQ , directly you are ready.
Break Signal		Morse } to separate the text from the addresses of a message.
		
End of Message		Very End of message. Answered by RD . Message Correctly Received. Sent after all necessary corrections have been given.
Message Correct		
Symbol between numbers and fractions		} would be sent— A. MM. A. NR. B
		
Full Stop		Morse Semaphore } (Mark of punctuation or decimal point. To separate figures, letters etc., and as a mark of division.
Oblique Stroke		
Horizontal Bar		Morse Semaphore
Underline		Morse Semaphore
Brackets		Morse Semaphore
Inverted commas		Morse Semaphore
Hyphen		Morse Semaphore

Station Signals.

To move Signaller	R L H O	Move to the right. Move to the left. Move higher or further off. Move lower or closer in. When the flags of two signallers are crossing each other.
Separate flags	S F	
Use blue or white flag	B F W F	Semaphore or Morse flags.
Who are you?	R U	To find if signalling party is friendly or hostile.
Are you ready?	K Q	Send if you have reason to think that the signaller is <i>not</i> ready.
Wait	M Q	Used for a temporary delay.
No answer expected	DD, DD	If unable to receive owing to moving off, etc.
Send DD, DD messages	N A	See above.
No more messages at present	N N	Keep a good look out till you receive this signal.
Come in	C I	Used for instructional purposes "Come in and check."
Open light, or hold up flag	O L	
Turn off extra light	T O L	Used when desired to re-set lamp or helio.
Send slower	S S	

Except where stated, all the above are used in both Morse and Semaphore systems.